

AC966 Series

Nonincendive, Intrinsically Safe, IECEx and KC Zone 0,1 Approved Accelerometer, Side Exit 2 Pin Connector, 100 mV/g, ±10%

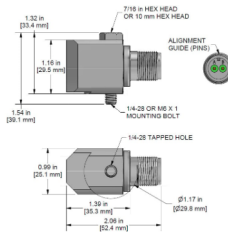


Regulatory Information

Ex ia IIC T3/T4	Ui = 28 Vdc Ii = 100 mA
AEx ia IIC T3/T4	CSA 221421
CL I Groups A, B, C, D	
CL II Groups F, G	IECEx CSA 07.0001
CL III	Ex ia IIC T3
	Ex ia IIC T4
Operating Temperature Code: T4	Ex ia I Ma
Ambient Temperature Range = -40 to 80°C	ANZEx 18.4160
Operating Temperature Code: T3	
Ambient Temperature Range = -40 to 125°C	

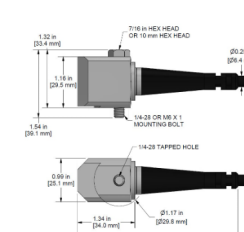
AC966-1A 2 Pin Connector

Connector Pin	Polarity
A	(+) Signal/Power
B	(-) Common



AC966-2C CB193 Integral Cable

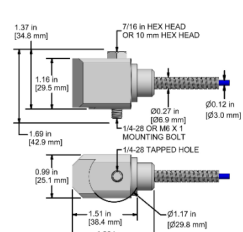
Conductor	Polarity
Red	(+) Signal/Power
Black	(-) Common
Shield	Cable Drain Wire



Built To Order

AC966-3C CB296 Armored Integral Cable

Conductor	Polarity
Red	(+) Signal/Power
Black	(-) Common
Shield	Cable Drain Wire



Built To Order

Specifications	Standard	Metric	Specifications	Standard	Metric
Part Number	AC966	M/AC966	Environmental		
Sensitivity (±10%)	100 mV/g		Operating Temperature Range	-40 to 250 °F	-40 to 121 °C
Frequency Response (±3dB)	30-516,000 CPM	0.5-8600 Hz	Maximum Shock Protection	5,000 g, peak	
Dynamic Range	± 50 g, peak		Electromagnetic Sensitivity	CE	
Electrical			Sealing	Welded, Hermetic	
Settling Time	<3 Seconds		Submersible Depth	200 ft.	61 m
Voltage Source	18-28 VDC		SIL Rating	SIL 2	
Constant Current Excitation	2-4 mA		Physical		
Spectral Noise @ 10 Hz	6.5 µg/√Hz		Sensing Element	PZT Ceramic	
Spectral Noise @ 100 Hz	2 µg/√Hz		Sensing Structure	Shear Mode	
Spectral Noise @ 1000 Hz	1.8 µg/√Hz		Weight	5.3 oz	150 grams
Output Impedance	<100 ohm		Case Material	316L Stainless Steel	
Bias Output Voltage	10-14 VDC		Mounting Thread	1/4-28	
Case Isolation	>10 ⁸ ohm		Connector (Non-Integral)	2 Pin MIL-C-5015	
			Resonant Frequency	1,320,000 CPM	22000 Hz
			Mounting Torque	2 to 5 ft. lbs.	2,7 to 6,8 Nm
			Mounting Hardware Supplied	1/4-28 Captive Bolt	M6x1 Captive Bolt
			Calibration Certificate	CA10	

Typical Frequency Response

