

AC936 Series

Nonincendive, CSA North America Class 1, Division 2, ATEX/IECEX Zone 2
Approved Accelerometer, Side Exit 2 Pin Connector, 100 mV/g, ±10%

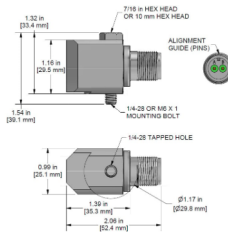


Regulatory Information

CSA 221421	CSACa 24ATEX1004X
Ex nA IIC T3/T4	IECEX CSA 240015X
DIP A22 IP6X T150°C (T-Code = T3) or T105°C (T-Code = T4)	Ex ec IIC T* °C Gc
AEx nA IIC T3 / T4, CI, ZONE 2	Ex tc IIIC T135 °C Dc
AEx tD 22, IP6X T150°C (T-Code=T3) or T105°C (T-Code=T4)	Temperature code for gas for ambient range:
CI D2, Gr A-D, CII D2, Gr F,G, CIII	T4 for ambient range of -40 °C to +80 °C
OPERATING TEMP CODE: T3	T3 for ambient range of -40 °C to +121 °C
AMBIENT TEMP RANGE = -40°C TO +125°C	V = 28VDC I = 10mA
OPERATING TEMP CODE: T4	Approved Cabling: CB102, CB103*, CB111, CB190*, CB193*, CB296
AMBIENT TEMP RANGE = -40°C TO +80°C	(*Approved for Use in T4 Applications Only)
Control Drawing INS10035	
Vmax = 28VDC, Imax = 100mA	

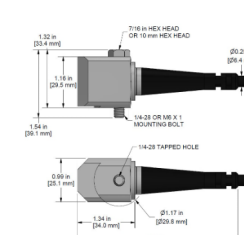
AC936-1A 2 Pin Connector

Connector Pin	Polarity
A	(+) Signal/Power
B	(-) Common



AC936-2C CB190 Integral Cable

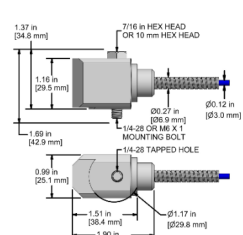
Conductor	Polarity
Red	(+) Signal/Power
Black	(-) Common
Shield	Cable Drain Wire



Built To Order

AC936-3C CB296 Armored Integral Cable

Conductor	Polarity
Red	(+) Signal/Power
Black	(-) Common
Shield	Cable Drain Wire



Built To Order

Specifications	Standard	Metric	Specifications	Standard	Metric
Part Number	AC936	M/AC936	Environmental		
Sensitivity (±10%)	100 mV/g		Operating Temperature Range	-40 to 250 °F	-40 to 121 °C
Frequency Response (±3dB)	30-516,000 CPM	0.5-8600 Hz	Maximum Shock Protection	5,000 g, peak	
Dynamic Range	± 80 g, peak		Electromagnetic Sensitivity	CE	
Electrical			Sealing	Welded, Hermetic	
Settling Time	<3 Seconds		SIL Rating	SIL 2	
Voltage Source	18-28 VDC		Physical		
Constant Current Excitation	2-10 mA		Sensing Element	PZT Ceramic	
Spectral Noise @ 10 Hz	30 µg/√Hz		Sensing Structure	Shear Mode	
Spectral Noise @ 100 Hz	19 µg/√Hz		Weight	5.3 oz	150 grams
Spectral Noise @ 1000 Hz	15 µg/√Hz		Case Material	316L Stainless Steel	
Output Impedance	<100 ohm		Mounting Thread	1/4-28	
Bias Output Voltage	10-14 VDC		Connector (Non-Integral)	2 Pin MIL-C-5015	
Case Isolation	>10 ⁸ ohm		Resonant Frequency	1,260,000 CPM	21000 Hz
			Mounting Torque	2 to 5 ft. lbs.	2,7 to 6,8 Nm
			Mounting Hardware Supplied	1/4-28 Captive Bolt	M6x1 Captive Bolt
			Calibration Certificate	CA10	

Typical Frequency Response

