

AC220 Series

Premium, Miniature Industrial High G & High Frequency Accelerometer, Top Exit 2 Pin Mini-MIL Connector, 10 mV/g, ±5%



VIBRATION ANALYSIS HARDWARE

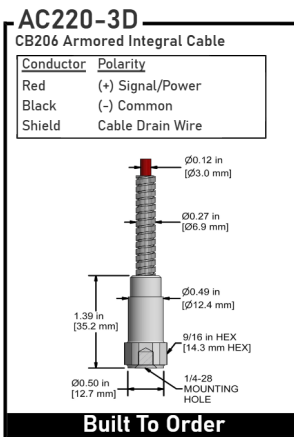
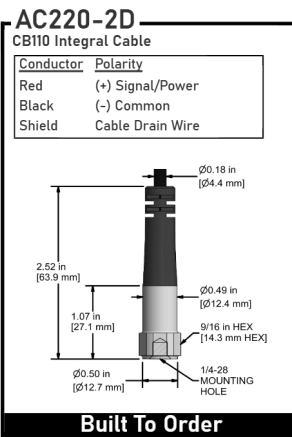
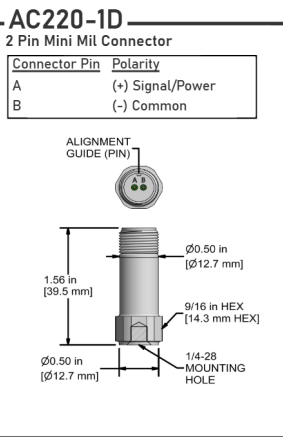


Product Features

Very High 500 g Accelerometer

For Use with High Frequency Applications

- ▶ 1,0-25000 Hz (60-1,500,000 CPM) Frequency Response
- ▶ 10 mV/g, ±5% Sensitivity
- ▶ 34 kHz Resonant Frequency



Specifications	Standard	Metric	Specifications	Standard	Metric
Part Number	AC220	M/ or M8/AC220	Environmental		
Sensitivity (±5%)		10 mV/g	Operating Temperature Range	-58 to 250 °F	-50 to 121 °C
Frequency Response (±3dB)	60-1,500,000 CPM	1,0-25000 Hz	Maximum Shock Protection	5,000 g, peak	
Frequency Response (±10%)	90-420,000 CPM	1,5-7000 Hz	Electromagnetic Sensitivity	CE	
Frequency Response (±5%)	180-180,000 CPM	3,0-3000 Hz	Sealing	Welded, Hermetic	
Dynamic Range		± 500 g, peak *Vsource ≥ 22V, 12Vbias	Submersible Depth	200 ft.	60 m
Electrical			SIL Rating	SIL 2	
Settling Time	<3 Seconds		Physical		
Voltage Source	18-30 VDC		Sensing Element	PZT Ceramic	
Constant Current Excitation	2-10 mA		Sensing Structure	Shear Mode	
Spectral Noise @ 10 Hz	100 µg/√Hz		Weight	0.7 oz	20 grams
Spectral Noise @ 100 Hz	19 µg/√Hz		Case Material	316L Stainless Steel	
Spectral Noise @ 1000 Hz	5 µg/√Hz		Mounting Thread	1/4-28 Blind Tapped Hole	
Output Impedance	<100 ohm		Connector (Non-Integral)	2 Pin mini-MIL	
Bias Output Voltage	10-14 VDC		Resonant Frequency	2,040,000 CPM	34000 Hz
Case Isolation	>10 ⁸ ohm		Mounting Torque	2 to 5 ft. lbs.	2,7 to 6,8 Nm
			Mounting Hardware Supplied	1/4-28 Stud	M6x1 or M8x1.25 Adapter Stud
			Calibration Certificate	CA10	

Typical Frequency Response

