

# AC194 Series

Compact Multipurpose Accelerometer, Side Exit 2 Pin Connector, 100 mV/g, ±10%



## Product Features

High Performance in an Affordable, Side-Exit, Compact Sensor

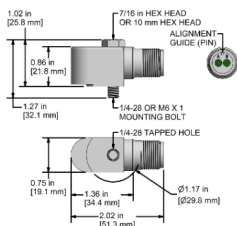
Very Low Noise and Superior RF Immunity

- ▶ 100 mV/g Sensitivity, ± 10%  
± 80g Dynamic Range
- ▶ Standard 2 Pin MIL Connection or Integral Cable.  
Note: Integral Cable Options are Only for Permanent Monitoring Applications
- ▶ -6N Integral Cable Option Features Food-Safe, FDA-Compliant 21 CFR 177.1330 Polyolefin Heat Shrink

### AC194-1D

2 Pin Connector

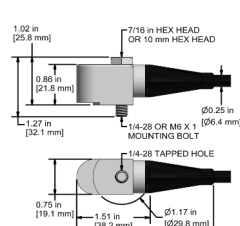
Connector Pin	Polarity
A	(+) Signal/Power
B	(-) Common



### AC194-2D

CB103 Integral Cable

Conductor	Polarity
Red	(+) Signal/Power
Black	(-) Common
Shield	Cable Drain Wire

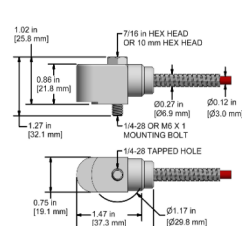


Built To Order

### AC194-3D

CB206 Armored Integral Cable

Conductor	Polarity
Red	(+) Power/Signal
Black	(-) Common
Shield	Cable Drain Wire

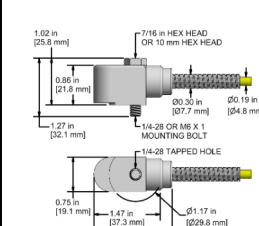


Built To Order

### AC194-6D

CB611 Heavy Duty Armored Integral Cable

Conductor	Polarity
Red	(+) Power/Signal
Black	(-) Common
Shield	Cable Drain Wire

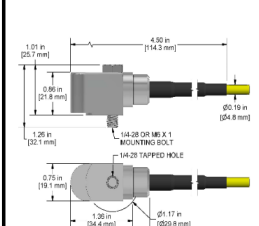


Built To Order

### AC194-6N

CB111 Integral Cable

Conductor	Polarity
Red	(+) Signal/Power
Black	(-) Common
Shield	Cable Drain Wire



Built To Order

Specifications	Standard	Metric	Specifications	Standard	Metric
Part Number	AC194	M/AC194	<b>Environmental</b>		
Sensitivity (±10%)	100 mV/g		Operating Temperature Range	-58 to 250 °F	-50 to 121 °C
Frequency Response (±3dB)	30-600,000 CPM	0.5-10000 Hz	Maximum Shock Protection	5,000 g, peak	
Dynamic Range	± 80 g, peak		Electromagnetic Sensitivity	CE	
	*Vsource ≥ 22V, 12Vbias		Sealing	Welded, Hermetic	
<b>Electrical</b>			Submersible Depth	200 ft.	60 m
Settling Time	<2 Seconds		SIL Rating	SIL 2	
Voltage Source	18-30 VDC		<b>Physical</b>		
Constant Current Excitation	2-10 mA		Sensing Element	PZT Ceramic	
Spectral Noise @ 10 Hz	8 µg/√Hz		Sensing Structure	Shear Mode	
Spectral Noise @ 100 Hz	4 µg/√Hz		Weight	3.3 oz	93 grams
Spectral Noise @ 1000 Hz	2 µg/√Hz		Case Material	316L Stainless Steel	
Output Impedance	<100 ohm		Connector (Non-Integral)	2 Pin MIL-C-5015	
Bias Output Voltage	10-14 VDC		Resonant Frequency	1,380,000 CPM	23000 Hz
Case Isolation	>10 <sup>8</sup> ohm		Mounting Torque	2 to 5 ft. lbs.	2.7 to 6.8 Nm
			Mounting Hardware Supplied	1/4-28 Captive Bolt	M6x1 Captive Bolt
			Calibration Certificate	CA10	

## Typical Frequency Response

