

AC192 Series

Compact Multipurpose Accelerometer, Top Exit 2 Pin Connector, 100 mV/g, ±10%



VIBRATION ANALYSIS HARDWARE



Product Features

High Performance in an Affordable, Compact Sensor

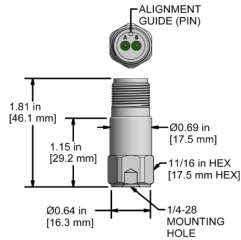
Very Low Noise and Superior RF Immunity

- ▶ 100 mV/g Sensitivity, ± 10%
± 80g Dynamic Range
- ▶ Standard 2 Pin MIL Connection or Integral Cable.
Note: Integral Cable Options are Only for Permanent Monitoring Applications
- ▶ -6N Integral Cable Option Features Food-Safe, FDA-Compliant 21 CFR 177.1330 Polyolefin Heat Shrink

AC192-1D

2 Pin Connector

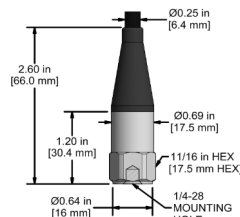
Connector Pin	Polarity
A	(+) Signal/Power
B	(-) Common



AC192-2D

CB103 Integral Cable

Conductor	Polarity
Red	(+) Signal/Power
Black	(-) Common
Shield	Cable Drain Wire

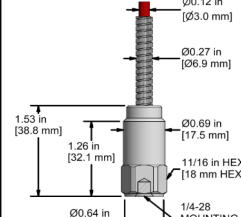


Built To Order

AC192-3D

CB206 Armored Integral Cable

Conductor	Polarity
Red	(+) Signal/Power
Black	(-) Common
Shield	Cable Drain Wire

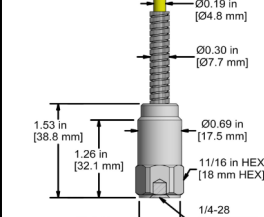


Built To Order

AC192-6D

CB611 Heavy Duty Armored Integral Cable

Conductor	Polarity
Red	(+) Signal/Power
Black	(-) Common
Shield	Cable Drain Wire

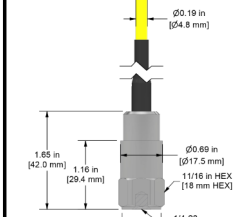


Built To Order

AC192-6N

CB111 Integral Cable

Conductor	Polarity
Red	(+) Signal/Power
Black	(-) Common
Shield	Cable Drain Wire



Built To Order

Specifications	Standard	Metric	Specifications	Standard	Metric
Part Number	AC192	M/ or M8/AC192	Environmental		
Sensitivity (±10%)	100 mV/g		Operating Temperature Range	-58 to 250 °F	-50 to 121 °C
Frequency Response (±3dB)	24-780,000 CPM	0.4-13000 Hz	Maximum Shock Protection	5000 g, Peak	
Dynamic Range	± 80 g, peak *Vsource ≥ 22V, 12Vbias		Electromagnetic Sensitivity	CE	
Electrical			Sealing	Welded, Hermetic	
Settling Time	<2 Seconds		Submersible Depth	200 ft.	60 m
Voltage Source	18-30 VDC		SIL Rating	SIL 2	
Constant Current Excitation	2-10 mA		Physical		
Spectral Noise @ 10 Hz	8 µg/√Hz		Sensing Element	PZT Ceramic	
Spectral Noise @ 100 Hz	4 µg/√Hz		Sensing Structure	Shear Mode	
Spectral Noise @ 1000 Hz	2 µg/√Hz		Weight	1.8 oz	51 grams
Output Impedance	<100 ohm		Case Material	316L Stainless Steel	
Bias Output Voltage	10-14 VDC		Mounting Thread	1/4-28 Blind Tapped Hole	
Case Isolation	>10 ⁹ ohm		Connector (Non-Integral)	2 Pin MIL-C-5015	
			Resonant Frequency	1,560,000 CPM	26000 Hz
			Mounting Torque	2 to 5 ft. lbs.	2,7 to 6,8 Nm
			Mounting Hardware Supplied	1/4-28 Stud	M6x1 or M8x1.25 Adapter Stud
			Calibration Certificate	CA10	

Typical Frequency Response

