

AC115 Series

Low Cost, Triaxial Accelerometer, Side Exit 4 Pin Mini-MIL Connector, 100 mV/g, ±15%



Product Features

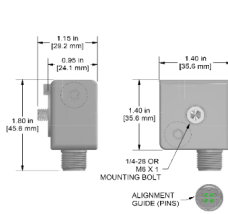
Collect Three Channels of Data Simultaneously for Faster Data Collection

- ▶ Cost-Effective, Rugged Triaxial Sensor
- ▶ Compatible with CTC J Series Mini-MIL Connectors

AC115-1D

4 Pin Mini-MIL Connector

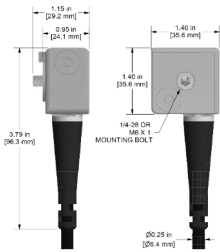
Connector Pin	Polarity
A (Axis Y/3)	(+) Signal/Power
B (Axis X/2)	(+) Signal/Power
C (Axis Z/1)	(+) Signal/Power
D	(-) Common



AC115-2D

CB105 Integral Cable

Conductor	Polarity
Red (Axis Y/3)	(+) Signal/Power
Green (Axis X/2)	(+) Signal/Power
White (Axis Z/1)	(+) Signal/Power
Black	(-) Common/GND

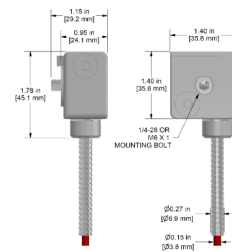


Built To Order

AC115-3D

CB218 Armored Integral Cable

Conductor	Polarity
Red (Axis Y/3)	(+) Signal/Power
Green (Axis X/2)	(+) Signal/Power
White (Axis Z/1)	(+) Signal/Power
Black	(-) Common/GND



Built To Order

Specifications	Standard	Metric	Specifications	Standard	Metric
Part Number	AC115	M/AC115	Environmental		
Sensitivity (±15%)	100 mV/g		Operating Temperature Range	-58 to 250 °F	-50 to 121 °C
Frequency Response (±3dB)	60-390,000 CPM	1,0-6500 Hz	Electromagnetic Sensitivity	CE	
Dynamic Range	± 50 g, peak *Vsource ≥ 22V, 12Vbias		Sealing	Welded, Hermetic	
Electrical			Submersible Depth	200 ft.	60 m
Settling Time	<2.5 seconds		SIL Rating	SIL 2	
Voltage Source	18-30 VDC		Physical		
Constant Current Excitation	2-10 mA		Sensing Element	PZT Ceramic	
Spectral Noise @ 10 Hz	27 µg/√Hz		Sensing Structure	Shear Mode	
Spectral Noise @ 100 Hz	6.5 µg/√Hz		Weight	7.1 oz	200 grams
Spectral Noise @ 1000 Hz	2.5 µg/√Hz		Case Material	316L Stainless Steel	
Output Impedance	<100 ohm		Connector (Non-Integral)	4 Pin Mini MIL	
Bias Output Voltage	10-14 VDC		Resonant Frequency	1,380,000 CPM	23000 Hz
Case Isolation	>10 ⁹ ohm		Mounting Torque	1 to 2 ft. lbs.	1,4 to 2,7 Nm
			Mounting Hardware Supplied	1/4-28 Captive Bolt	M6x1 Captive Bolt
			Calibration Certificate	CA10	

Typical Frequency Response

